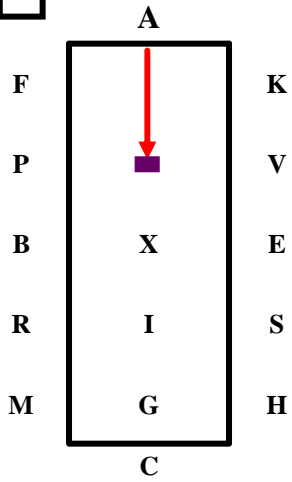
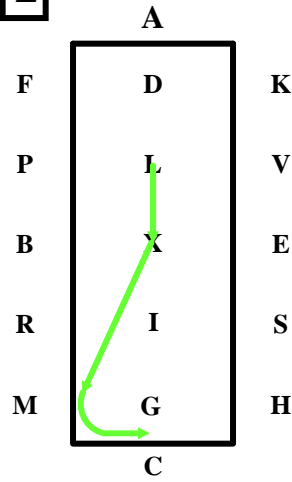
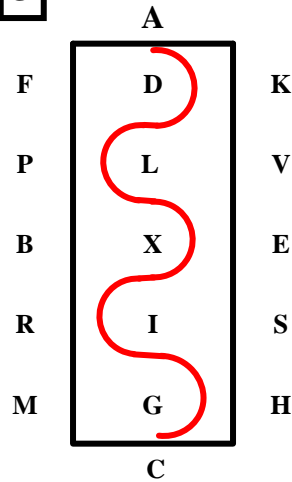


1

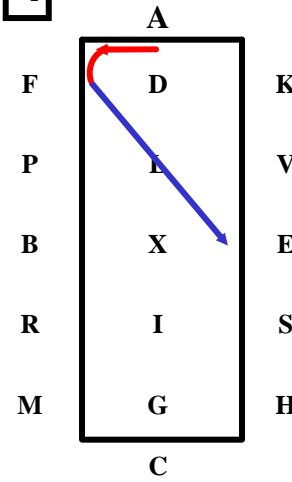
A – L Enter Working Trot.
L.....Halt.....Salute

2

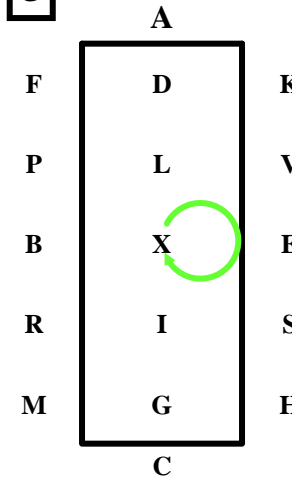
LXMC....Collected Trot.

3

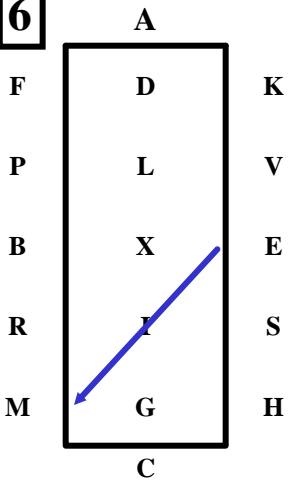
C – AWorking Trot.
5 Loop Serpentine quarter
line to quarter line.

4

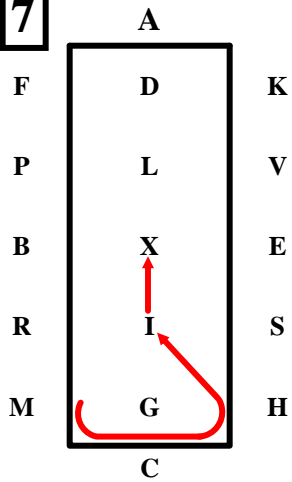
A - F... Working Trot.
F –E...Extended Trot.

5

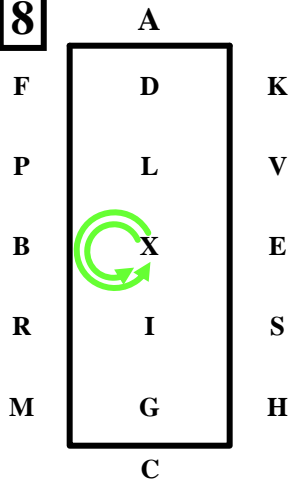
E....Collected Trot.
Circle Right 20
Reins in one Hand

6

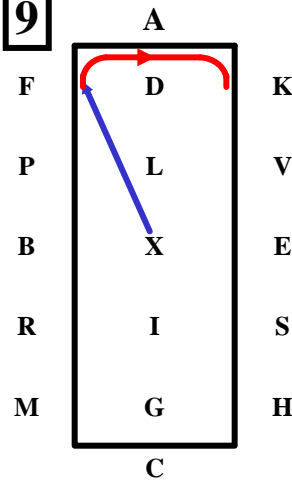
EM ...Extended Trot,
reins in one hand

7

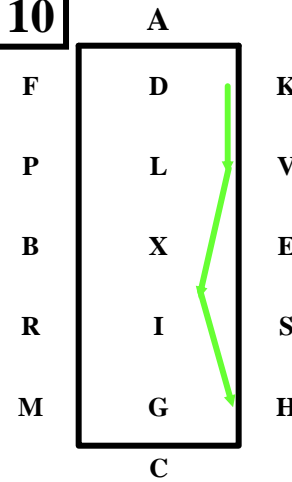
MCHIX ...Reins at will
Working Trot.

8

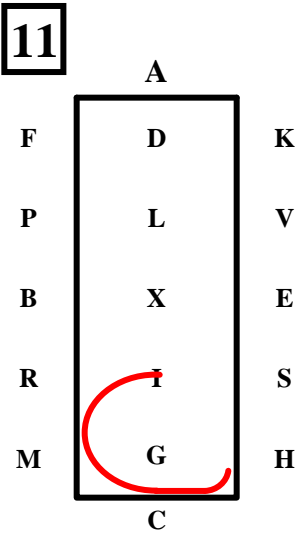
XCollected Trot.
Reins on one hand.
Circle left 15m,
Circle left 20m.

9

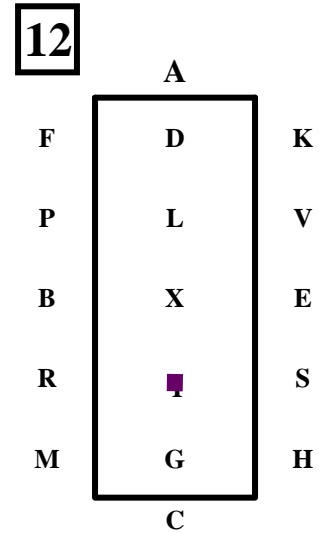
XF.....Reins at will
Extended Trot.
FAK...Working Trot.

10

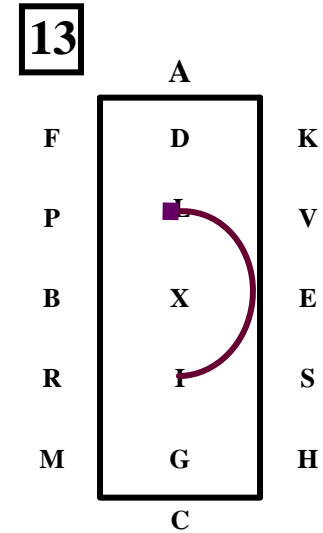
KV.....Collected Trot
VH....Reins in one hand,
..10m deviation.



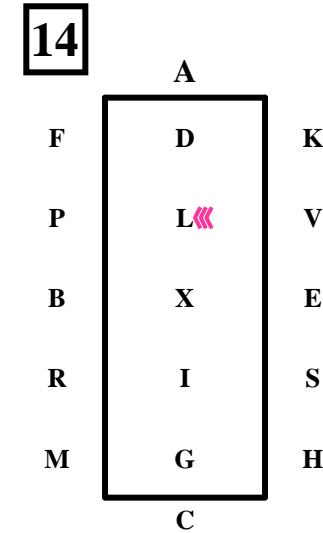
HCI...Reins at will
 .Working Trot,
 Loop right 30m



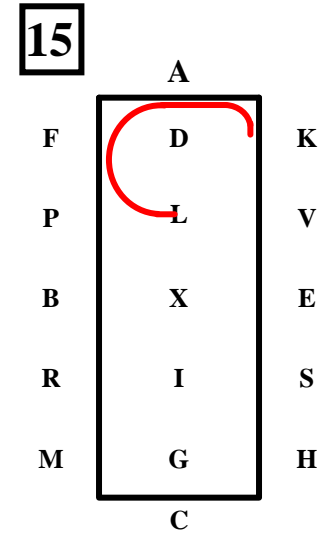
IHalt 10 seconds.



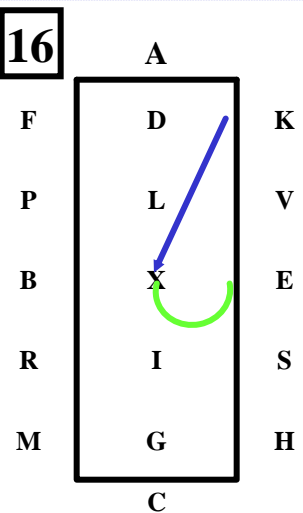
I – LWalk; 40m half circle.
HALT...Driver on centre line.



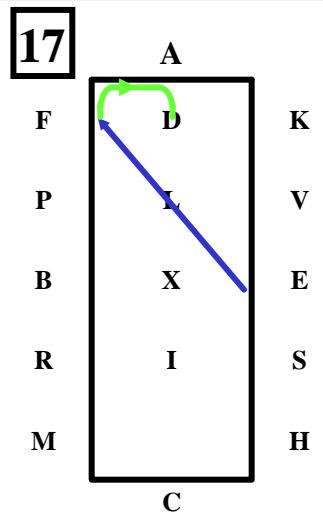
L.....Rein Back 3 metres



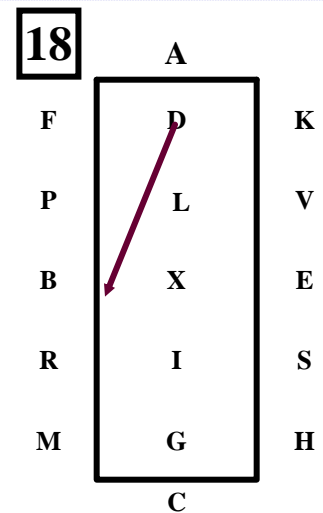
LAK...Working Trot,
 Loop right 30m



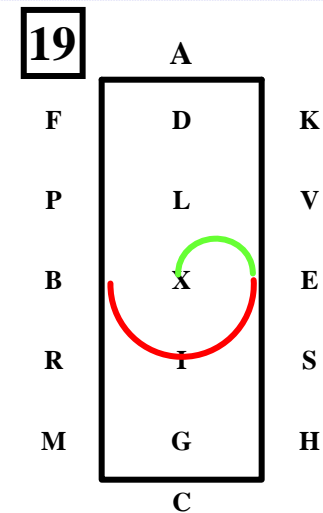
KX...Extended Trot.
XE...Collected Trot 20 m
 half circle left



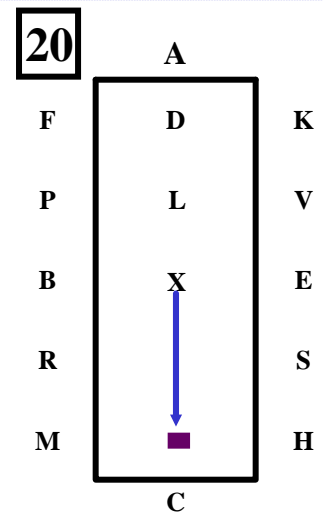
EF.... Extended Trot.
FAD...Collected Trot



DBWalk.



BIE....Working Trot.
EX.....Collected Trot.20m
 half circle left



XG...Extended Trot.
G.....Halt.....Salute.

Colour Code ■ Halt or walk ■ Collected trot ■ Working trot ■ Extended trot ■ Rein back